



Anguilla Government Statistics Department – October 2007 Tourism Statistics Summary

OVERVIEW

Anguilla’s visitor arrivals for the month of October 2007 totaled 6,441 arrivals, which include tourists and excursionists, resulting in an 11.7% decrease over its corresponding 2006 October figure. This month’s total experienced the second largest decrease over the past decade after the 17.9% decrease in October 2001/2000.

Of the 6,441 visitors to the island during this month, the majority, 5,670 (88.0%) came for relaxation, while 771 (12.0%) came on business.



PASSENGER MOVEMENT

Arrivals include Anguillians as well as visitors, entering through the ports of Wallblake Airport, Blowing Point and Sandy Ground. These arrivals totaled 16,385 in October 2007 as compared with 16,546 in October 2006, where 75.6% (12,381) of these passengers entered through the Blowing Point port. Passenger arrivals through the Wallblake Airport and Sandy Ground port totaled 3,063 (18.7%) and 941 (5.7%) respectively.

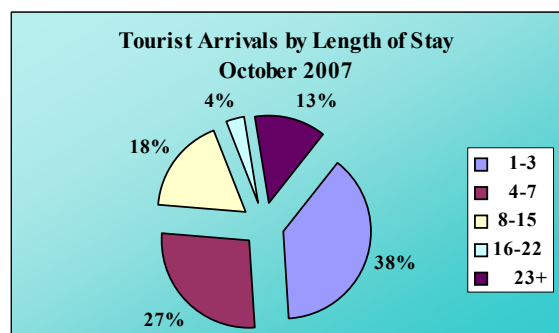
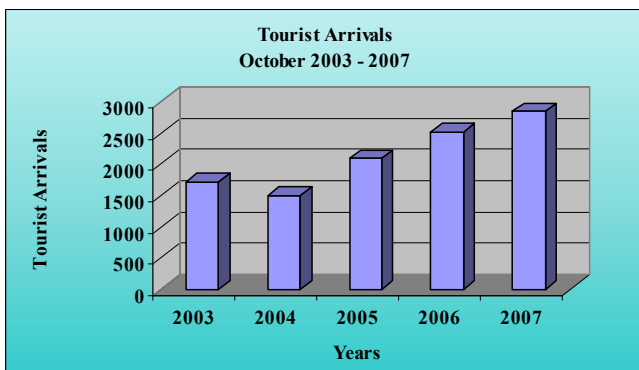
Departures totaled 15,156 during October 2007, where 2,729 (18.0%) passengers departed through the Wallblake Airport compared to 2,719 in 2006. Departures through the Blowing Point Port were 11,492 (75.8%) compared to 11,705 in 2006. The port of Sandy Ground facilitated 935 (6.2%) departures during this month compared to 988 during October 2006.

TOURISTS (Stay-Over Visitors)

Tourists accounted for 44.2% of the total number of visitors to Anguilla during October 2007, resulting in the increase of arrivals by 13.3% to reach 2,847 tourists. This figure is also the largest tourist arrivals for the past decade.

The average length of stay for tourists this month was 8.1 days as compared with 8.2 days in October 2006.

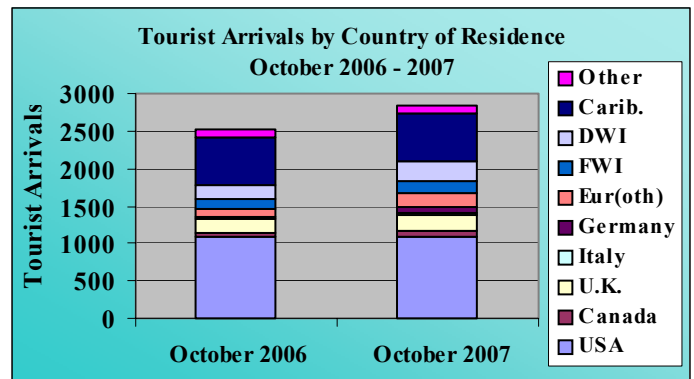
The majority, 37.4% of tourists stayed in Anguilla between 1-3 days. 27.4% stayed for between 4-7 days, 18.2% spent between 8-15 days, while 3.7% spent 16-22 days. 13.3% of the tourists spent 23 days or more on the island.



During this month under review, the majority of tourists, 38.4%, originated out of the U.S.A, resulting in an increase of 0.6% over its October 2006 recorded figure.

22.3% of the tourist to Anguilla originated from the Caribbean, which was Anguilla's second largest source market for the month of October 2007.

Arrivals from the 'Italy' and 'Germany' categories showed the largest increases of 145.5% and 516.7% respectively over their corresponding October 2006 figure.



EXCURSIONISTS (Day Trippers)

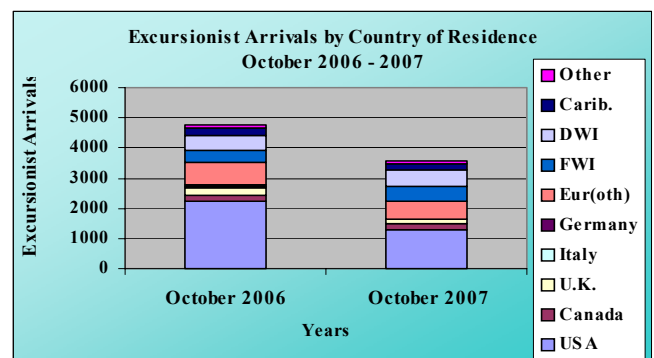
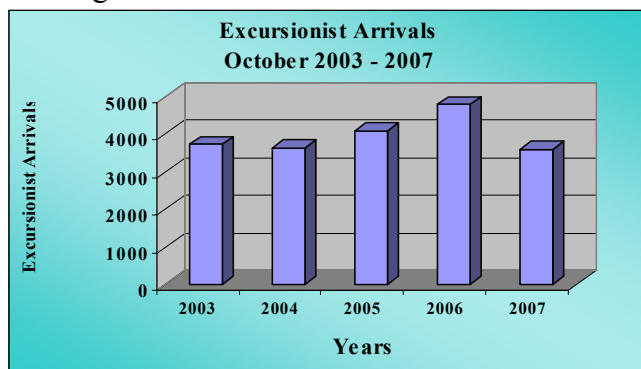
Excursionist arrivals for the month of October 2007 totaled 3,594, a decrease of 24.8% over the October 2006 figure.

For the month under review, the port of Blowing Point was the main port of entry, with 71.9% of excursionists using this port as the gateway to Anguilla. This resulted in a 30.2% decrease in arrivals by this type of traveler activity through this port over October 2006.

The Wallblake Airport and Sandy Ground Port was the port of entry for 2.9% and 25.3% respectively, of excursionist arrivals. Excursionist arrivals through the Wallblake Airport registered an decrease of 4.6% while Sandy Ground registered a decrease of 7.0% compared to their 2006 figure.

Of the 10 categories in which the country of residence is grouped, the United States of America continued to be ranked as the main source market from which Anguilla's excursionists originate. During the period under review, 1,297 of this type of visitor were from U.S.A. The 'Other Europe' category was the second highest ranked source market where 588 of the 3,594 excursionists originated.

There were percentage increases, over their corresponding October 2006 figure in excursionist arrivals for 2 of the source markets and declines in 8 markets. 'DWI' was the source market, which experienced the largest increase of 15.7% in October 2007 over its 2006 corresponding figures. Conversely, 'U.K.' category experienced the largest decline of 51.1% over its October 2006 figure.



This report along with other Tourism Data, are available at the Government of Anguilla Statistics Department's website: <http://gov.ai/statistics/tourism.htm>

STATISTICS DEPARTMENT – ANGUILLA
 OLD COURT HOUSE BUILDING
 P.O.BOX 60
 THE VALLEY, ANGUILLA
 BRITISH WEST INDIES
 Telephone: 1-264-497-5731
 Fax: 1-264-497-3986
 Email: statistics@gov.ai